

19

4x50m Freestyle Women 13 - 14 Years Final

Official

Entries

Heats





Summary



Total

13-14 years

| Rank | Competitor | Age | Club | RT | PTS | Result |
|------|-----------------------------|-----|-----------------------|------|-----|--|
| 1 | Wharenui Swim Club A | 14 | Wharenui S... | 4.77 | | 1:51.38 Entry: 1:55.06 -3.68 |
| | Tandia Fisher | 14 | (4.77) 28.21 28.21 | | | |
| | Olivia Vivian | 14 | (0.38) 27.33 55.54 | | | |
| | Lily Dunne | 14 | (-0.00) 27.72 1:23.26 | | | |
| | Tayla Cox | 14 | (0.20) 28.12 1:51.38 | | | |
| 2 | North Shore Swimming Club A | 14 | North Shore... | 0.69 | | 1:52.65 Entry: 1:56.10 -3.45 |
| | Lani Kim | 14 | (0.69) 28.76 28.76 | | | |
| | India Vaughan | 14 | (0.42) 28.16 56.92 | | | |
| | Chanelle Huang | 14 | (0.36) 28.01 1:24.93 | | | |
| | Amber Lin | 14 | (0.26) 27.72 1:52.65 | | | |
| 3 | Wanaka Swimming Club A | 14 | Wanaka Sw... | 0.80 | | 1:53.92 Entry: 1:58.71 -4.79 |
| | Stella Harper | 14 | (0.80) 28.80 28.80 | | | |
| | Lara Bradford | 14 | (0.27) 29.03 57.83 | | | |
| | Sophia McClintock | 13 | (0.34) 28.76 1:26.59 | | | |
| | Hana Carnie | 13 | (0.44) 27.33 1:53.92 | | | |
| 4 | Pukekohe Swimming Club A | 14 | Pukekohe ... | 0.68 | | 1:57.34 Entry: 2:00.21 -2.87 |
| | Catherine Tegmann | 13 | (0.68) 29.19 29.19 | | | |
| | Ayla Church | 13 | (0.30) 28.96 58.15 | | | |
| | Lara Migounoff | 14 | (0.11) 29.56 1:27.71 | | | |
| | Meeka Mills | 13 | (0.16) 29.63 1:57.34 | | | |
| 5 | North Shore Swimming Club B | 14 | North Shore... | 0.75 | | 1:59.55 Entry: 2:00.32 -0.77 |
| | Charlotte Welsh | 14 | (0.75) 29.47 29.47 | | | |
| | Brooke Humphries | 14 | (0.28) 29.53 59.00 | | | |
| | Teja van der Westhuizen | 13 | (0.43) 30.48 1:29.48 | | | |
| | Amelia-Rose Searle | 13 | (0.46) 30.07 1:59.55 | | | |
| 6 | Triton Swim Club A | 13 | Triton Swim... | 0.61 | | 1:59.59 Entry: 2:00.97 -1.38 |
| | Charlotte Ren | 13 | (0.61) 29.69 29.69 | | | |
| | Youyou Tang | 13 | (0.49) 29.94 59.63 | | | |
| | Catherine Shao | 13 | (0.19) 29.45 1:29.08 | | | |
| | Annabel Sia | 13 | (0.35) 30.51 1:59.59 | | | |
| 7 | Dumbea Natation New Cale... | 14 | Dumbea N... | 0.76 | | 2:00.84 Entry: 2:05.82 -4.98 |
| | Leiana Moh Paan (V) | 14 | (0.76) 27.90 27.90 | | | |
| | Loumen Guagenti (V) | 13 | (0.68) 29.80 57.70 | | | |
| | Appoline Guilleret (V) | 13 | (0.64) 33.63 1:31.33 | | | |
| | Tehani Marquet (V) | 13 | (0.44) 29.51 2:00.84 | | | |
| 8 | United Swimming Club A | 14 | United Swi... | 0.75 | | 2:01.66 Entry: 2:00.10 +1.56 |

| | | | | | | | |
|----------|--|----|---|-----------------------|---------|----------------|-----------------------------|
| | Emilia Hoglinger | 13 | (0.75) | 29.59 | 29.59 | | |
| | Cloris Ding | 14 | (0.56) | 29.39 | 58.98 | | |
| | Georgia Karpik | 13 | (0.42) | 31.40 | 1:30.38 | | |
| | Olivia Oram | 13 | (0.36) | 31.28 | 2:01.66 | | |
| 9 |  St Paul's Swimming Club A | 14 |  | St Paul's S... | 0.85 | 2:02.17 | Entry: 2:04.32 -2.15 |
| | Elieta Tukia | 13 | (0.85) | 29.43 | 29.43 | | |
| | Samantha Tilley | 14 | (0.35) | 30.92 | 1:00.35 | | |
| | Samantha Alderton | 14 | (0.37) | 30.70 | 1:31.05 | | |
| | Kaylee Smith | 14 | (0.43) | 31.12 | 2:02.17 | | |
| - |  Howick Pakuranga A | 14 |  | Howick Pak... | 0.69 | DSQ | |
| | Ashley Lam | 13 | (0.69) | | DSQ | | |
| | Talia Yuan | 14 | (-0.21) | | | | |
| | Maeve McDonnell | 14 | (0.29) | | | | |
| | Fiona Sheng | 14 | (0.14) | | | | |